

# GALVESTON COUNTY **DISASTER GUIDE**



**PREPAREDNESS SAVES LIVES**

**MAKE A PLAN**

**BUILD A KIT**

**STAY INFORMED**







# GALVESTON COUNTY EMERGENCY MANAGEMENT

## COUNTY JUDGE MARK HENRY

Director of  
Emergency  
Management

*"The Galveston County Office of Emergency Management works around the clock to prepare for and respond to all types of disasters. Hurricanes are a serious threat here on the Texas Gulf Coast, but they are not the only threats we face. Our website, [www.GCOEM.org](http://www.GCOEM.org), contains resources that can help you develop an effective plan, build a suitable disaster kit, and keep you informed before, during, and after a disaster."*

*County Judge Mark Henry*

Galveston County  
Office of  
Emergency Management



1353 FM 646 West  
Dickinson, 77539

Main 281-309-5002  
On Call 888-384-2000

[GCOEM.ORG](http://GCOEM.ORG)

## Galveston County Office Of Emergency Management

### Emergency Operation Center Readiness Levels


**Level 3** - Normal Operations

**Level 2** - Partial Activation

**Level 1** - Full Activation



Disaster Guide



### *The Great Storm of 1900*



The residents of  
Galveston County boast  
a proud tradition of  
historic resiliency.



# HURRICANE IKE 2008

*Hurricane Ike made landfall in Galveston County at 2:10 a.m. September 13, 2008 with 110 mph sustained winds; a strong Category 2 hurricane.*



**Hurricane Season**  
**June 1st - November 30th**

## HURRICANE THREATS

**S** STORM SURGE

**W** WIND

**I** INLAND

**F** FLOODING

**T** TORNADOS



### Make a Plan

Have you developed a plan to respond to a variety of disasters and emergencies?

### Build a Kit

Have you collected the resources needed to care for your family and pets when disaster strikes?

### Stay Informed

Have you connected with official information sources to enable you to make decisions for your household?



# Make a Plan

## Prepare for All-Hazards

*"Plan ahead to ensure that you have what you need to make decisions in all kinds of emergencies and disasters."*

*- Scott Tafuri, Emergency Management Coordinator*

### COMMUNICATION

- Choose someone out of area to coordinate info
- Sign up for mass notifications
- Write down essential land line numbers
- Buy an AM/FM radio with alternate power sources
- When cell towers are overwhelmed, try texting
- Choose rendezvous location in advance



## Plan for All-Hazards

*Does your plan prepare you for these types of emergencies?*

- Hazardous Materials Release
- Flashflooding & Flooding
- Power Outages
- Tropical Weather
- Severe Storms
- Winter Weather



Scan here for more information:

## Make a Plan



## Build a Kit







# Build a Kit

## Personalize Your Supplies

*"Preparedness saves lives. You know what is best for your family. Build a kit to meet your individual needs for disasters and evacuations." - County Judge Mark Henry*

### BASICS

- Water (a gallon per day, per person)
- Food (3 day supply non-perishable)
- Baby food/formula
- Flashlight with batteries
- Radio (solar, hand crank, battery powered)
- Road maps
- Cash and bank cards
- Written contact info
- Weather appropriate clothes, sturdy shoes
- Tent, pillows, blankets, sleeping bags

### HYGIENE

- Trash bags
- Toilet paper
- Dental care products
- Diapers and wipes
- Towels
- Masks, hand sanitizer, wipes

### TOOLS/MISC.

- Pet food
- Pocket knife
- Saw or hatchet
- Manual can opener
- Matches
- Plastic sheeting
- Duct tape

### FIRSTAID/MEDICAL

- Prescription medication
- Allergy and pain medication
- Bandages and gauze
- Antibiotic cream
- Medical gloves
- Tourniquet
- Sunscreen
- Bug spray

### DOCUMENTS

- Insurance policy
- IDs, birth record, SS card
- Deeds, leases, and titles
- Home inventory
- Family photos
- Digital backups

### COMMUNICATION

- Cell phone
- Contact list
- Whistle
- Writing supplies
- Charger/battery





# State of Texas Emergency Assistance Registry STEAR Annual Registration

*Register annually if you or a family member may need assistance during an emergency or evacuation. Call 2-1-1 or use the QR code below to register online.*



*Hurricane Ike 2008*



*Use the code above to register for STEAR, if you need help in an evacuation or emergency due to:*

- No Transportation
- Special Needs
- Medical Issues
- Disabilities
- Functional Needs

## Stay Informed

### Connect with Official Sources

*Galveston County is the only Emergency Management Office in the United States located with the National Weather Service. For accurate information, connect with Galveston County Emergency Management.*



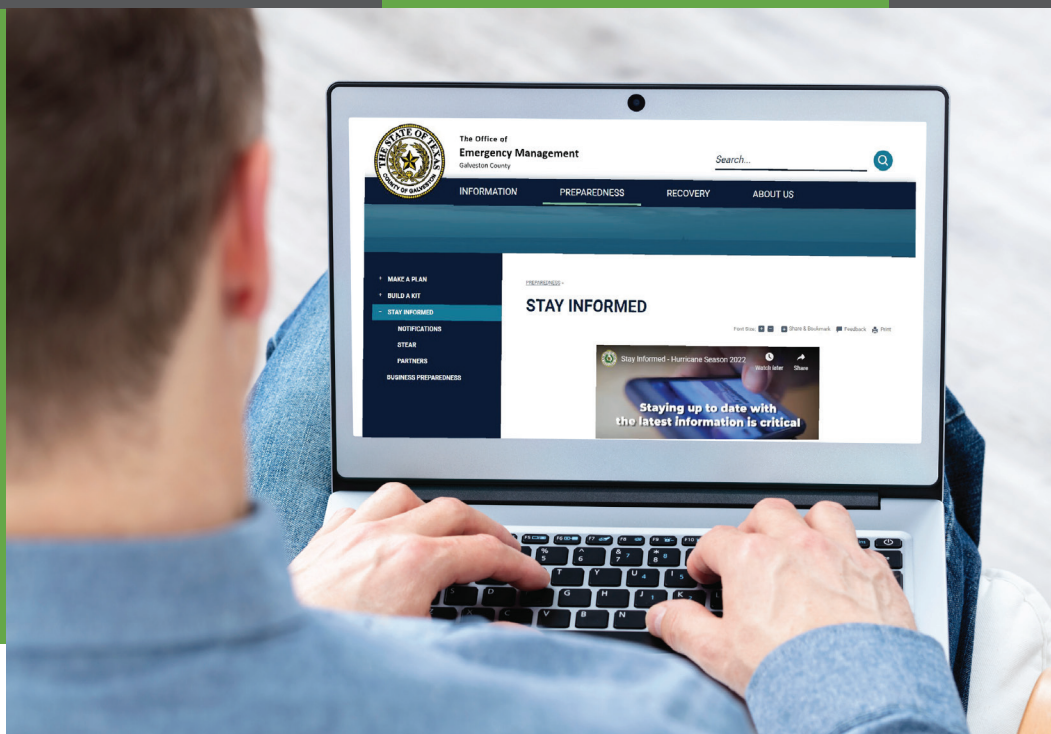
*Twitter:  
galvcountyoem*



*Facebook:  
galvestoncountytexas*



*Galveston  
County  
Emergency  
Alerts*





# Start Your Recovery Before Disaster Strikes

## Prepare for Home Protection

### Insurance: Home, Car, Wind & Flood

*Review your insurance policies annually to ensure that your property and vehicles are covered for all hazards.*




National Flood Insurance Program



Texas Windstorm Insurance



Texas Department of Insurance



*Hurricane Alicia 1983*

### Maintain Preparedness

*Regular maintenance can help protect your property during disasters.*

- Trim trees and remove dead limbs
- Keep gutters clean and drainage flowing
- Repair any loose roof shingles
- Maintain fences and secure gates
- Plant landscaping with deep roots

### Preparedness Tasks

- Collect items to cover windows and doors
- Learn location of utility shut offs
- Prepare storage for outdoor items

### Protective Measures

*Before evacuating secure home.*

- Cover windows and doors
- Secure outdoor items
- Turn off utilities

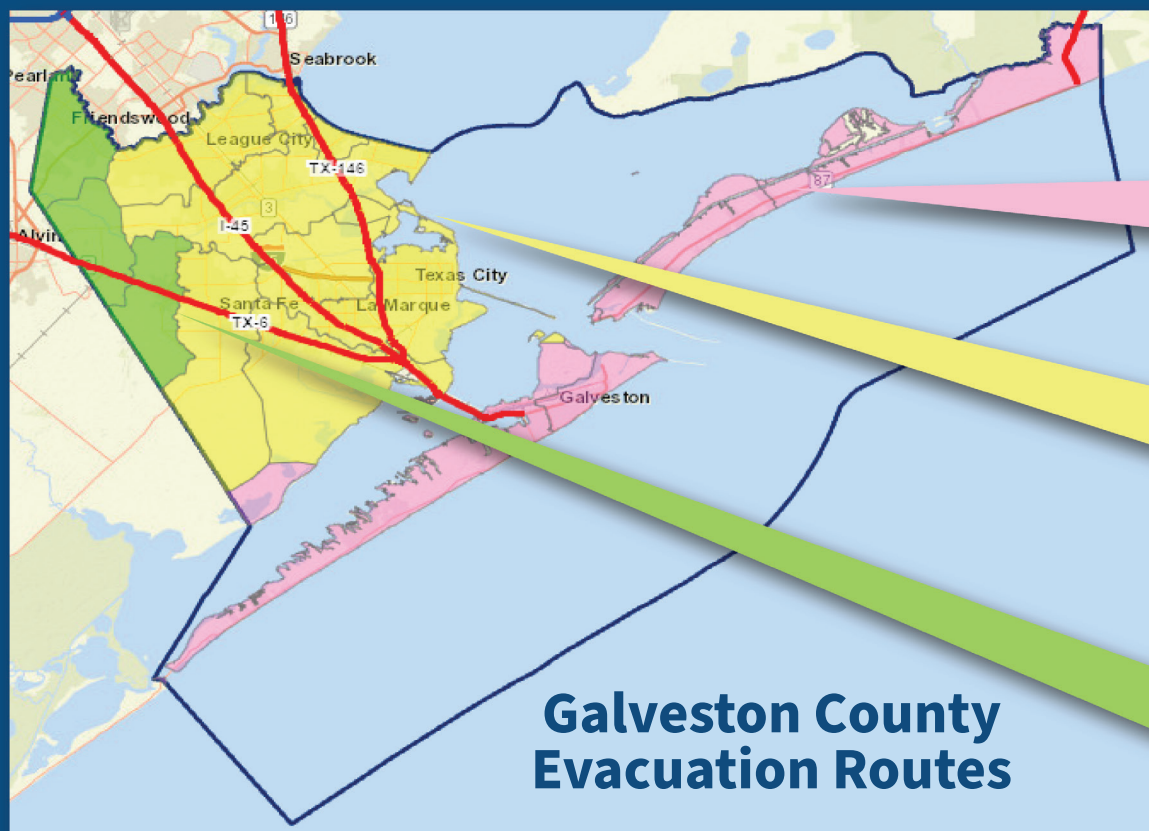




# Evacuation Information

## What You Need to Know

*Voluntary and mandatory evacuations are ordered when it is unsafe to stay in your home. When a mandatory evacuation is called, emergency services may no longer be available. Evacuation zones are sorted by zipcode and routes should be supported by the State with fuel, food and water.*



### Coastal Zone

77550 77554 77617  
77551 77555 77623  
77552 77563 77650  
77553

### Zone A

77510 77563 77574  
77517 77565 77590  
77518 77568 77591  
77539 77573 77592

### Zone B

77511 77546  
77517 77549

## Galveston County Evacuation Routes

# Sheltering in Disasters

## What To Expect

*Prepare your family to be self-sufficient should you need to stay in a shelter during a disaster. Consider the needs of each family member, including pets. Bring any medication, mobility and medical devices that each individual requires.*



## Don't Forget

- Baby Items
- Pet Supplies
- Bedding
- Chargers
- Comfort Items





# Separation of Debris

*Debris must be sorted into separate piles in the right-of-way of the property, away from fire hydrants, structures, poles and mailboxes.*



## Returning Home After The Disaster

*Residents returning after a disaster may find fuel, food, water and utilities unavailable. Plan to be self-sufficient.*

## Mucking & Gutting Cleaning Up After Floods

*If your home is flooded, you may need to remove mud and silt with a flat shovel to prevent falls. Wet drywall must be removed quickly to slow the growth of mold. If the home received less than 4' of flooding, remove the lower 4' of drywall.*

*For details on how to muck and gut visit:*



*Hurricane Harvey 2017*



**Electronic**



**Appliances**



**Hazardous Waste**



**Vegetation**



**Construction Debris**



**Household Garbage**



# Business Resiliency

## Weathering the Storm



*Hurricane Ike 2008*



*Is your business prepared for emergencies? Find answers by scanning the link above.*

### Have You Invested in Adequate Insurance?

- Fire, Theft, & Vandalism
- Windstorm & Hail
- Business Interruption
- Flooding
- Debris Removal



*Hurricane Alicia 1983*

### Develop Business Resiliency Plans for:

- Disaster Recovery
- Business Continuity
- Employee Protection
- Property Preservation
- All-Hazards Insurance

**Harvey Caused  
\$125,000,000,000  
in Economic Losses**

**CLOSED**

OUT OF BUSINESS



*Hurricane Harvey 2017*





Scan above for  
current weather  
conditions, watches,  
and warnings.



## Severe Weather Threats

### Staying Safe in Tornadoes

- Go inside quickly
- Get on lowest level
- Choose a windowless room
- Stay until storm passes

*Texas City Tornado 2021*

*Power lines, fire ants, snakes, sewage, debris, and jagged metal are among the many hazards hiding in flood waters.*

### Driving in Bad Weather



### Turn Around Don't Drown

**18-24 in**

Of water can carry away a truck

**12 in**

Of water can carry away a small car

**6 in**

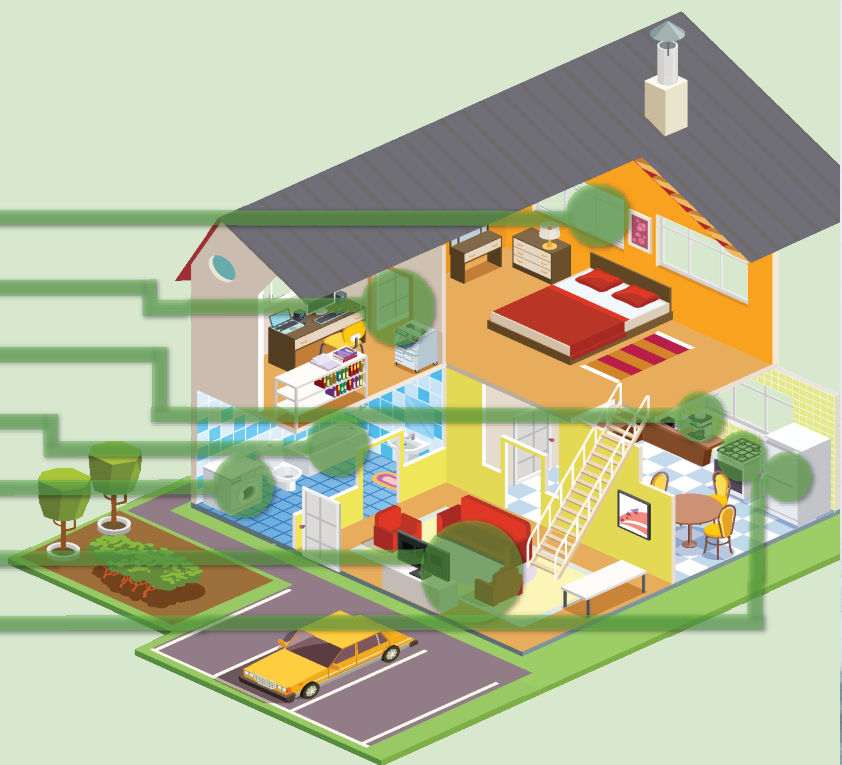
Of water can carry away an adult



# Power Outages

## Summer Mitigation Tips

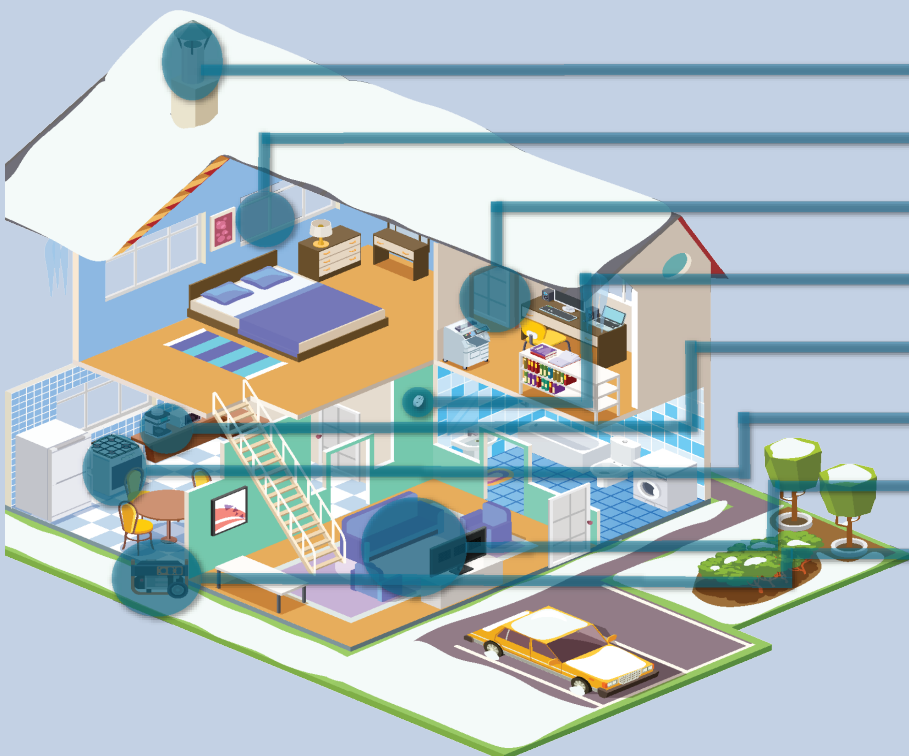
- Keep blinds and curtains closed
- Close doors to unused rooms
- Avoid warm food and drinks
- Take a cold shower
- Use wet clothes/towels to cool off
- Heat rises, stay downstairs
- Do not open the fridge and avoid using oven



# Power Outages

## Winter Mitigation Tips

- Have your fireplace inspected
- Close blinds & curtains & seal drafts
- Close doors to unused rooms
- Test your carbon monoxide detector
- Consume warm food and drinks
- Do not use gas stoves for heat
- Group together in one room
- Keep generator outside





# Winter Weather

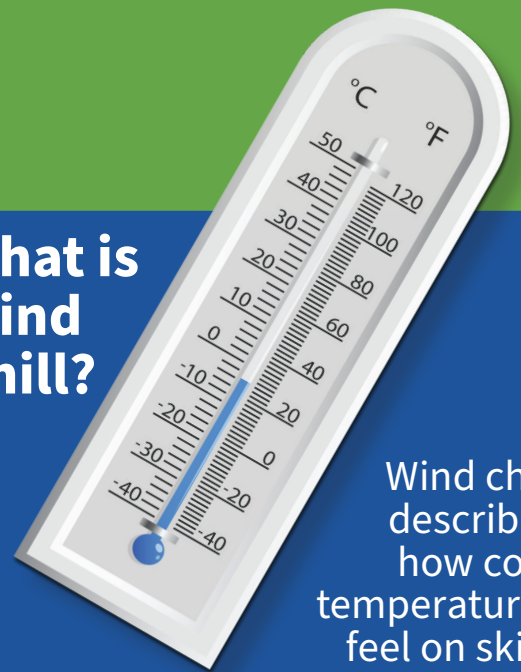
## Prepare for Cold Temperatures

### Winter Road Safety

When traveling in winter weather, choose a route that avoids bridges and overpasses. Double your distance between other vehicles and don't use cruise control.



### What is Wind Chill?



Wind chill describes how cold temperatures feel on skin.

Scan this code for cold weather safety tips.



### Protect Pipes

Insulate pipes before a freeze. If home is vacant, turn off water & drain pipes.



### Protect Pets & People

Check on vulnerable family members & bring pets inside when it's cold.



### Protect Plants

Keep trees trimmed away from power lines & bring in or cover tropical plants.





# Boating Safety

- Communicate your float plan to a friend
- Check weather and water conditions
- Wear approved life jackets
- Buy a marine radio
- Boat sober



*Kemah Boardwalk*

# Beach Safety

- Never swim alone or past your physical limit
- Stay weather aware and heed warnings
- Avoid swimming near jetties and piers
- Swim parallel to beach if caught in a rip tide
- Use only USCG approved flotation devices



## Summer Pet Safety

*Keep your pets well hydrated and give them lots of cool air and shade. Avoid walking them on hot surfaces and exercise them only in the cool of the day. Never leave your pet in a hot car, even with the window cracked.*





# Heat Exhaustion vs Heat Stroke

## Heat Exhaustion

Headache  
Dizziness/Fainting  
Weakness  
Nausea/Vomiting  
Heavy Sweating  
Paleness  
Muscle Cramps  
Tiredness  
Weak Pulse

### HEAT EXHAUSTION

- Rest in cool area
- Drink cool water or sports drinks
- Loosen clothing
- Seek medical care if needed

## Heat Stroke

Bad Headache  
Dizziness/Fainting  
Confusion  
Nausea/Vomiting  
Altered Sweating  
Flushed Skin  
Temp Over 103°  
Unconscious  
Rapid, Strong Pulse


### HEAT STROKE

- CALL 911
- Get person inside
- Remove excess or heavy clothing
- Cool down quickly

## Summer Heat Safety



DRINK  
PLENTY OF  
FLUIDS



ACCLIMATE  
SLOWLY TO HOT  
TEMPERATURES



WEAR LOOSE  
FITTING, LIGHT  
CLOTHING



NEVER LEAVE  
ANYONE IN A  
PARKED CAR



KEEP YOUR  
HOUSE  
COOL




TAKE COOL  
SHOWERS



EAT LIGHT  
FOODS



REAPPLY  
SUNSCREEN



EXERCISE  
INDOORS



STAY INSIDE  
FROM 10-4



# Hazardous Materials

*Items used everyday, such as natural gas, household chemicals and propane must be properly used, stored, and protected, to keep our homes and communities safe.*



## Before You Dig

*Texas law requires you to call toll-free 811 or 1-800-545-6005 at least 48 hours before you dig. There is no cost to the caller.*



## Chemicals

*Store household chemicals away from sunlight, pets and children. Check for leaks often and heed label warnings.*



## Propane Safety

*Store propane outdoors in a cool location. If you smell propane, extinguish all flames and turn off valves. Leave the area immediately. Install carbon monoxide detectors. When using a propane generator, place it in a well ventilated area, at least 20 feet from building.*





# Chemical Emergencies

*Preparedness is more than getting ready for hurricanes. Prepare your family for hazards of all kinds to ensure you have the information and resources you need to make decisions in disasters and emergencies.*

ITC Fire 2018




## Prepare

*The Galveston County Local Emergency Planning Committee coordinates with local industry and emergency management partners to ensure that the community is prepared for chemical emergencies.*

*For more information:  
[GalvCoLEPC@gmail.com](mailto:GalvCoLEPC@gmail.com)*

## Listen

*In the event of a chemical emergency, heed emergency alerts from official news sources and follow directions for any protective actions that may be needed.*



*Scan code below to sign up for emergency alerts in your area.*



## Respond

*If a Shelter-In-Place is ordered, go inside immediately. Turn off the air conditioner, heater or ventilation system and close all windows and doors. Stay tuned to official news sources until the “All Clear” signal is given.*





# Educational Programs

For more info go to: [GCOEM.org](http://GCOEM.org)

- Preparedness Training
- Citizen Response to Active Shooter
- Stop the Bleed
- Internet Safety
- School Safety Support

## Community Outreach

For more info go to: [GCOEM.org](http://GCOEM.org)

- Hurricane Townhalls
- Civic Groups
- Faith Based Organizations
- Business Partners
- Service Agencies



Jamaica Beach

## Volunteer Organizations

**CERT: Community  
Emergency Response**



League City

**TEXSAR: Texas  
Search & Rescue**



Hitchcock

**MRC: Medical  
Reserve Corps**



Texas City

Scan the codes below for more information





# Contact Information

*Pleasure Pier*

## Bayou Vista

409-935-8348 Main

409-935-0449 Non-Emergency

## Clear Lake Shores

281-334-2799 Main

281-334-1034 Non-Emergency

## Dickinson

281-337-2489 Main

281-227-4700 Non-Emergency

## Friendswood

281-996-3200 Main

281-996-3300 Non-Emergency

## Galveston

409-797-3500 Main

409-765-3702 Non-Emergency

## Hitchcock

409-986-5591 Main

409-986-5559 Non-Emergency

## Jamaica Beach

409-737-1142 Main

409-737-1800 Non-Emergency

## Kemah

281-334-1611 Main

281-334-5414 Non-Emergency

## La Marque

409-938-9200 Main

409-938-9269 Non-Emergency

## League City

281-554-1000 Main

281-332-2566 Non-Emergency

## Santa Fe

409-925-6412 Main

409-925-2000 Non-Emergency

## Texas City

409-948-3111 Main

409-643-5720 Non-Emergency

## Tiki Island

409-935-1427 Main

409-935-6579 Non-Emergency

## Call 9-1-1 for life threatening emergencies

### Galveston County Emergency Management

281-309-5002 Main

888-384-2000 After Hours

### Galveston County Sheriff's Office

409-766-2300 Main

### Galveston County Health District

409-938-7221 Main

409-948-2485 Animal Services

409-763-7202 Birth and Death Records

409-938-2456 Community Health

409-938-2234 Coastal Health & Wellness

409-938-2411 Environmental Services

### Gulf Coast Center - Mental Health

409-944-4520 Main

866-729-3848 Crisis Hotline

### Galveston County Parks & Senior Services

409-934-8101 Main

### Galveston County Mosquito Control

800-842-5622 Main

### Galveston County Nuisance Abatement

409-766-4509 Main

### Galveston County - Bolivar Beach Stickers

409-934-8103 Main

### Galveston County Veterans Services

409-766-2448 Main

### Galveston County Constable Precinct 1

281-316-8810 Main

### Galveston County Constable Precinct 2

409-770-5477 Main

### Galveston County Constable Precinct 3

409-770-5172 Main

### Galveston County Constable Precinct 4

281-316-8711 Main

### Galveston County Clerk

409-766-2200 Galveston Office

281-316-8732 League City Office





*Galveston Jetty*



*Friendswood Fairy Trail*



**PREPAREDNESS  
SAVES LIVES**

**Galveston  
County  
Emergency  
Management**



*League City Main Street*



*Kemah & Bayshore*

**GCOEM.ORG**